



**Bicycle carriers**  
**Kickstands**  
**Bottle cages & adapters**  
**Workshop stands & tools**  
**Bike stands & storages**  
**Indoor trainer**  
**Accessories**



**Y U E N I**





NEW PRODUCTS	4
E-BIKE KICKSTANDS	5
TAIL LIGHT INTEGRATED CARRIERS	6
CARGO BIKE APPLICABLE EXPANSION KITS	7

E-BIKE SPECIFIC CARRIERS	10
KICKSTANDS	11
	12

FOR VARIOUS BICYCLES	15
----------------------	----

CARRIERS	
FRONT CARRIERS	16
REAR CARRIERS	17
SEATPOST-MOUNTED ACCESSORIES	21
	23

KICKSTANDS	
CENTER-MOUNTED   DOUBLE LEG	26
CENTER-MOUNTED   SINGLE LEG	27
REAR-MOUNTED   DOUBLE LEG	30
REAR-MOUNTED   SINGLE LEG	30
KICKSTAND ACCESSORIES	32

BOTTLE CAGES & ADAPTERS	33
WORKSHOP, STORAGE & STANDS	36
INDOOR TRAINERS	42
BICYCLE ACCESSORIES	43

# TO DESIGN & MANUFACTURE PRODUCTS THAT MAKE CYCLING SAFER, MORE CONVENIENT & FUN.



Since 1981, YUEN I has been specializing in the design and manufacture of high-quality bicycle kickstands, carriers, work stands and assorted accessories. With our wide range of products, we devote ourselves in fulfilling a diversity of customer requests. Keeping abreast of the latest technical know-how and product development allows us to satisfy the demands of customers worldwide. This is why we have a high reputation in both the OEM/ODM and AM markets.

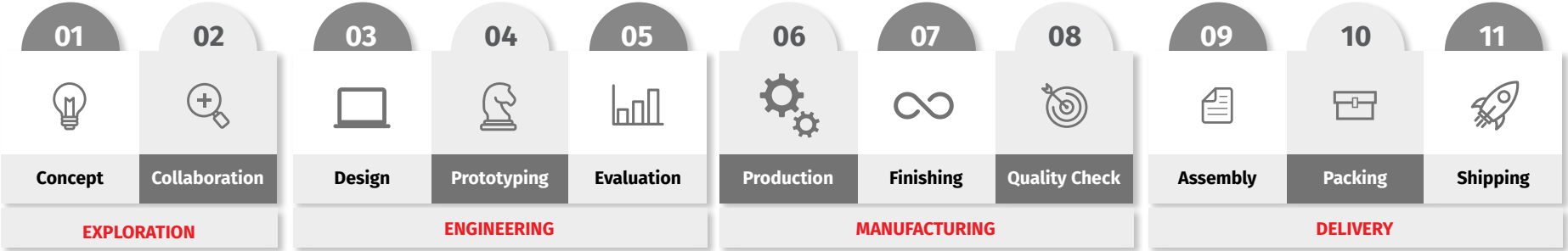
To follow our philosophy of “Integrity in Business”, we will continue to provide products with superb quality, enabling a stable and continuous growth. YUEN-I is a firm believer in standing reliably behind its customers.

## Advantages

We offer a complete array of products and manufacturing services unmatched by most other factories in the industry.

- 1 Every process is made in-house using our own facilities and personnel so we can control the quality and schedule.
- 2 You do not have to go to other factories to finish your product. This greatly enhances production efficiency.

## Manufacturing solutions from start to finish:





# Customization


We put a lot of emphasis and focus on product development and design, as well as in OEM/ODM. We work together with customers in product creation, engineering and solutions to make sure our customers stay ahead of the market and the competition.

In recent years, Yuen-I has substantially invested in advanced machineries and technology for expanding the production capacity and manufacturing diversification in order to satisfy and adapt quickly to ever-changing market trends.

So if you have a particular product or project in mind, why not contact us and we can discuss how to bring your products into reality, quickly and properly.




Our new sand-blasting machine, a giant piece of equipment that allows us to do all of our product finishing in-house. This allows us to keep a close eye on the process itself as well as the quality and integrity of the products.




New aluminum heat-treatment facility gives us the ability to do this crucial process in-house or the strictest quality control and monitoring. All of our technicians who operate these machines are highly-skilled, experienced and trained. So the products come out as expected with no surprises.

# Capabilities


Fabrication




Die-casting




Aluminium extrusion




Metal punching



Plastic Injection




Tube bending




Stamping


Welding




ARC



CO<sub>2</sub>



Robotic




Spot

Finish & Graphics



Powder-coating



Sand-blasting



Printing



Laser-carving

NEW PRODUCTS

E-BIKE KICKSTANDS

TAIL LIGHT INTEGRATED CARRIERS

CARGO BIKE APPLICABLE EXPANSION KITS

New Products | E-Bike Kickstands



PATENTED  
NOISE  
REDUCTION



Heavy-duty E-Bikes

YRA-50G

ADC10 with plastic feet

Diameter: 18mm

Adjustable: 24"-29"

For central motor type bikes



PATENTED



Heavy-duty E-Bikes

YRA-72G

ADC10 with plastic feet

Diameter: 40mm

Adjustable: 24"-29"

For central motor type bikes



PATENTED  
NOISE  
REDUCTION

E-Bikes / City / Commuter

YRA-76J (JD)

6061 alloy, anodized or ED black

Diameter: 18mm

Adjustable: 26"-29"

Max. weight: 50kgs (Heavy loading)

Chain stay sloping available



PATENTED  
NOISE  
REDUCTION

E-Bikes / City / Commuter

YRA-77J (JD)

6061 alloy, anodized or ED black

Diameter: 40mm

Adjustable: 26"-29"

Max. weight: 50kgs (Heavy loading)

Chain stay sloping available

New Products | TAIL LIGHT INTEGRATED CARRIERS



For more info:  
[www.lite-move.com](http://www.lite-move.com)  
E-Bikes / City / Commuter

YA-291A

Integrated type carrier design to combine with alloy fender

With light integrated (Litmove TA-KS tail lights)

Compatible with SNAP-IT / AVS QR SYSTEM

Recommend: Double wall fender (not included)



E-Bikes / City / Commuter

YA-291C

With light integrated (Dosun tail lights RX)



For more info:  
[www.lite-move.com](http://www.lite-move.com)  
E-Bikes / City / Commuter

YA-291E

Integrated type carrier design to combine with alloy fender

With light integrated (Litmove TX3 tail lights)

Compatible with SNAP-IT / AVS QR SYSTEM

Recommend: Double wall fender (not included)



E-Bikes / City / Commuter

YA-278D

With light integrated (Roxim tail lights R7EA)

Cargo Bike Stand



Various bikes under 26" / Cargo bikes

WS-427

EasyLift Heavy-Duty Bike Stand

Efficient Lifting: Lifts rear wheel with minimal effort

Knockdown Design: Easily disassembled for transport and storage

Universal Compatibility: Fits various bicycle types under 26"

User-Friendly: Supports bicycle without removing cargo

E-CARGO  
CARRIER UTILITY SYSTEM

**FRONT CARRIERS**  
ready choices or custom design

**ADD ON**  
**QR READY**  
snapit 2.0 / AVS  
we do make baskets btw.

**BABY SEAT READY**  
THULE yepp reday  
or show us your model

**ADD ON**  
**BABY SEAT RAIL**  
extra protection


**ADD ON**  
**SURFBOARD RACK**  
coming soon, keep posted

**ADD ON**  
**PUSH BIKE RACK**  
coming soon, keep posted



**MORE IDEAS?**  
Let's make it happen

TALK TO OUR STAFF WE LOVE TO HELP



Cargo Bikes

YA-319SN

Long tail rear carrier

Extended plate form for quick release (QR)

Bolt fix with carrier



Cargo Bikes


YA-324

Alloy tube

Extended fix plate form

2X THULE yepp child seat, side plates available

Fixing points can be customized



Cargo Bikes

YA-320

Universal baby seat rail

Extra large bag frame



Cargo Bikes

YFA-79

Long tail front carrier

Alloy tube with rigid design

Head tube fix design

Light bracket included

Fixing points can be customized



Cargo Bikes

YFA-80

Top tube and down tube fix design

Maximum Load: 20 kgs











# E-BIKE CARRIERS & KICKSTANDS








E-Bikes | Carriers

		
E-Bikes / City / Commuter	<i>CUSTOMIZED CARRIER: For reference / information purpose only Full-suspension e-bikes</i>	<i>Lightweight design Specifically made for use with panniers E-Bikes / Gravel</i>
YA-251B	YA-255	YA-267A
Alloy tube frame and stays	Aluminum carrier	Carrier integrated with double-wall alloy fender
Fender can be fixed on carrier	Snap-it, AVS quick-release system available	
	4-POINTS FIXED	
		Max. load: 18 kgs

		
<i>Compatible with AVS quick-release system E-Bikes / City / Commuter</i>	E-Bikes / City / Commuter	E-Bikes / City / Commuter / Children
YA-269B	YA-269C	YA-269CA + YRD-7CD
Carrier integrated with alloy fender	Alloy tube frame and stays	<i>Rear carrier: YA-269CA</i> <i>Kickstand: YRD-7CD</i>
	Fits Thule Yepp baby seats	Aluminum carrier with kickstand
	Fits: 24", 26", 27", 28"	Steel, Auto lock
	Max. load: 30 kgs	With lock and springs
Max. load: 25 kgs		Fits 20", 24", 27"

E-Bikes | Carriers

		
<i>Full-suspension e-bikes</i>	<i>CUSTOMIZED CARRIER: For reference / information purpose only</i>	<i>Lightweight design Specifically made for use with panniers E-Bikes / Gravel</i>
YA-275	YA-277	YA-278A
Aluminum carrier	Aluminum tube frame and stays	Carrier integrated with double-wall alloy fender
Fender can be fixed on carrier		
3-POINTS FIXED	Fits Thule Yepp baby seats	
	Heavy duty, maximum 30 kg load weight	Max. load: 20 kgs





		
E-Bikes / Gravel	E-Bikes / Gravel	<i>For more info: www.lite-move.com E-Bikes / City / Commuter</i>
YA-280A	YA-280B	YA-291A
Aluminum with integrated double wall fender	Aluminum carrier	
	For panniers	With light integrated (Litmove TA-KS tail lights)
	Fits 24", 26", 27", 28"	
Max. load: 18 kgs	SNAP-IT QR SYSTEM	Compatible with SNAP-IT QR SYSTEM

E-Bikes | Carriers, Kickstands

			
E-Bikes for Shimano Steps	E-Bikes for Shimano Steps	City / Commuter	E-Bikes / City / Commuter
YA-244C	YA-246A	YCA-13JC	YCA-14
Extra strong and durable	Alloy tubular	Heavy-duty	High-strength forged alloy
With clip	With side frame with pannier		Fitted to chainstay neck
		Adjustable, 24" - 29"	Adjustable, fits onto 29" bikes
	Adjustable: 26" - 29"		Max. weight: 50 kgs
Max. load: 25 kgs.			

				
E-Bikes / City / Commuter	E-Bikes / City / Commuter	Heavy-Duty E-Bikes	E-Bikes / City / Commuter	Heavy-Duty E-Bikes
YCA-18	YRA-50A	YRA-50B	YRA-50C	YRA-50D
Alloy central kickstand	Bolt-on type, alloy			
	Diameter: 18mm. Fits on chainstay / dropout			
Fits 20", 24", 26", 27", 28", 29"	Fits 24", 26", 27", 28"	Adjustable: 24" - 29"	Adjustable: 24" - 28", 26" - 29"	Adjustable: 24" - 29"
	Max. weight: 30 kgs	Max. weight: 35 kgs	Max. weight: 25 kgs	NOISE REDUCTION DESIGN

E-Bikes | Kickstands

			
E-Bikes		E-Bikes / City / Commuter / MTB	E-Bikes
YRS-53	YRS-53JB	YRA-59	YRA-69
Bolt-on type, Steel		Alloy, with 1 brake arm clip, 2 rubber spacers	
Diameter: 40mm		Fitted to seat stay and chainstay	
Fits 20", 24", 26", 27", 28"	Adjustable: 26" - 28"	Adjustable: 24" - 28", 26" - 29"	
		Quick adjusting mechanism	
		Big angle to fit various bikes	
		Big angle design provide more stability	

				
E-Bikes / City / Commuter	E-Bikes / City / Commuter	E-Bikes / City / Commuter	E-Bikes / City / Commuter	E-Bikes / City / Commuter
YRA-72A	YRA-72B	YRA-72C	YRA-76J	YRA-77J
Bolt-on type, alloy			6061 alloy, can be anodized	
Diameter: 40mm. Fits on chainstay / dropout			Diameter: 18mm	Diameter: 40mm
Fits 24", 26", 27", 28"	Adjustable: 24" - 29"	Adjustable: 24" - 28", 26" - 29"	Adjustable length. NOISE REDUCTION DESIGN	
Max. weight: 30 kgs	Max. weight: 35 kgs	Max. weight: 25 kgs	Max. weight: 50 kgs (Heavy loading)	Max. weight: 50 kgs (Heavy loading)







# For Various Bicycle Types

## FRONT CARRIERS



### Front Carriers | Aluminium

			
<i>Touring</i>	<i>Touring</i>	<i>City / Commuter Sports</i>	<i>City / Commuter Sports</i>
<b>YFA-9</b>	<b>YFA-14BA</b>	<b>YFA-16B</b>	<b>YFA-17A</b>
Low pannier rack		Alloy tube frame and wire stays	
front fork fitting		Longer extensions for more room	
		Extensions can be placed on dropout / axle	
		Can be used for briefcases and bags	
Max. load: 18 kgs		Max. load: 10 kgs	

### Steel

		
<b>YFA-36A</b>	<b>YFA-54B</b>	<b>YFS-21EA</b>
Low rider pannier rack	Alloy front basket carrier	Steel wire frame and stays
	With wood plate and support extensions	
Rigid fork fitting		Fits: 24", 26", 27", 28"
Max. load: 18 kgs	Max. load: 10 kgs	Fitted on fork pivots
		Max. load: 10 kgs





# REAR CARRIERS

## Rear Carriers | Aluminium



City / Commuter

**YA-7B**

Alloy DIECAST (ADC10) frame and steel wire stays

With clip, foldable

Adjustable brackets

Fits: 24", 26", 27", 28"

Max. load: 18 kgs



City / Commuter

**YA-16E**



City / Commuter / Touring

**YA-17JAC**

Alloy wire frame and stays

Adjustable brackets

Adjustable: 24" - 28"



City / Commuter / Children

**YA-32LDA**

Alloy tube frame and stays

With clip

Fits: 24", 26", 27", 28"



City / Commuter / Touring

**YA-66D**

Alloy wire frame and stays

With clip

Adjustable brackets



City / Commuter

**YA-73SEJA**

Square tube frame and stays

With clip, foldable



City / Commuter / Touring

**YA-91J**

Alloy tube frame and stays

With clip

Adjustable stays and brackets



City / Commuter

**YA-157A**

Alloy

Max. load: 18 kgs





Max. load: 25 kgs





Adjustable: 24" - 28"






Rear Carriers | Aluminium

Rear Carriers | Aluminium

 <p>For bikes with disc brakes</p> <p>City / Commuter</p>	 <p>Touring</p>	 <p>City / Commuter</p>	 <p>Touring</p>
YA-157CAJ	YA-161JD	YA-162A	YA-169B
Alloy tube frame and stays			
	With reflector bracket	With clip and reflector bracket	
Adjustable brackets	Adjustable stays and brackets		Adjustable brackets
Fits: 26", 27", 28"	Adjustable: 24" - 28"	Fits: 20 - 22", 24" - 28"	Adjustable: 24" - 28"
Max. load: 18 kgs	Max. load: 25 kgs	Max. load: 18 kgs	Max. load: 25 kgs

 <p>City / Commuter</p>	 <p>City / Commuter</p>	 <p>YA21809A adapter plate add-on for installation of QR bag, basket, etc.</p> <p>City / Commuter</p>	 <p>City / Commuter</p>
YA-193SA	YA-212	YA-218B	YA-240
Square tube frame and stays	Alloy wire frame and stays	Alloy tube frame and stays	Lightweight alloy tubular
With clip		Foldable	With bandage hook design
	Adjustable brackets	Adjustable stays and brackets	Adjustable brackets
Fits: 24", 26", 27", 28"		Adjustable: 26" - 29"	
Max. load: 18 kgs			

 <p>City / Commuter / Classic Road</p>	 <p>City / Commuter / Touring</p>	
YA-247A	YA-248B	YA-269
Lightweight alloy		
Longer extension gives more room		Carrier with integrated fender
Extension can be placed on dropout / axle	Adjustable brackets	
		Fits: 24", 26", 27", 28"
Max. load: 18 kgs.	Max. load: 25 kgs.	

 <p>City / Commuter</p>	 <p>City / Commuter</p>	 <p>For bikes with cantilever brakes</p> <p>City / Commuter</p>
YS-11TDA	YS-23	YS-41AEC
	Stainless wire frame and stays	
	Foldable	
Fits: 24", 26", 27"		Fits: 24", 26", 27", 28"
Adjustable: 24" - 28"		
Max. load: 18 kgs.		



# SEAPOST-MOUNTED CARRIERS


## Seatpost-Mounted Carriers | Aluminium



YA-111Q

Aluminium quick-release

Seatpost diameter range: 25.4mm - 35mm



YA-149QB

Seatpost diameter range: 25.4mm - 33mm

Max. load: 10 kgs.



YA-225

Aluminium

With extrusion quick-release buckle system

YA21809A adapter plate add-on for installation of QR bag, basket, etc.





















# CARRIER ACCESSORIES

## Accessories : Fitting Sets | Bike Carriers

 Horizontal type <b>F1</b>	 Descending type <b>F2</b>	 Horizontal type <b>F4</b>	 <b>F4C</b>	 <b>F6</b>	 <b>F9G</b>	 <b>F12</b>
 <b>F12BB</b>	 <b>F15B</b>	 <b>F17</b>	 <b>F17A</b>	 <b>F17B</b>	 <b>F17C</b>	 <b>F22</b>

## Accessories : Straps & Add-Ons | Carriers

 <b>YI-3</b> Three-strip strap Steel wire hook with PVC coating	 <b>YI-4</b> Elastic strap with leather	 <b>YI-7A</b> Elastic two-strip strap with leather
---	--	---

 <b>M23</b> Support mechanism for seatpost carrier	 <b>M-41A</b> Extension bracket Fitted on front / rear carrier stays (7.8mm-14mm) Default extension bracket tube size is 22mm	 <b>YC-1</b> Detachable bike clip clamp Standard size for plastic joints: 8mm
--	---	--





# CENTER KICKSTANDS

## 3 types of kickstand adjustments

Every process is made in-house using our own facilities and personnel so we can control the quality and schedule. You do not have to go to other factories to finish your product. This greatly enhances production efficiency.

### 1. Clip-type adjustment system

Fast and convenient adjustment with just a clip-type interface. No tools needed.



Look for this logo for kickstands with the clip adjustment.

### 2. Pin-type adjustment system

A simple pin system allows you to quickly adjust your kickstand. A proven problem-free mechanism.

### 3. Fixed system

No adjustment possible. The fixed system is the simplest and most robust form of kickstand able to withstand rough use. Heavy-duty construction ensures years of trouble-free service.

## Kickstands | Center-Mounted



E-Bikes/ City / Commuter / Touring

**YCD-3**

Steel mounting seat, steel tube stays



E-Bikes/ City / Commuter / Touring

**YCD-3A**

With big pads



City / Commuter

**YCD-20**





Fully diecasted alloy head and stays







Kickstands | Center-Mounted, Aluminium

Kickstands | Center-Mounted, Aluminium

				
City / Commuter	City / Commuter	City / Commuter / Children		City / Commuter / Children
YCA-1	YCA-1A	YCA-5	YCA-5I	YCA-5A
Light alloy		Fitted to chainstay neck		
Fits 20", 22", 24", 26", 27", 28"		Adjustable: 24" - 28"	Adjustable: 16" - 24"	Adjustable: 24" - 28"
				With big foot

			
City / Commuter	City / Commuter / Touring	City / Commuter / Children	City / Commuter / Children
YCA-5M	YCA-6A	YCA-7	YCA-8
Light alloy		High-strength alloy	
Fitted to chainstay neck			
Fits 22", 24", 26", 27", 28"		Fits 20", 22", 24", 26", 27", 28"	

			
City / Commuter / Touring	City / Commuter	City / Commuter	City / Commuter / Fat Bikes
YCA-9	YCA-13J	YCA-13JC	YCA-15
Alloy		Heavy-duty	Alloy
Adjustable: 20" - 24", 24" - 28", 26" - 29"		Fitted to chainstay neck	
		Adjustable: 24" - 29"	Adjustable: 24" - 28", 26" - 29"

	
City / Commuter / Fat Bikes / Children	City / Commuter
YCA-15I	YCA-16
Alloy	Plastic head with alloy stays
Fitted to chainstay neck	
Adjustable: 16" - 20", 20" - 24"	







# REAR KICKSTANDS

## Kickstands | Rear-Mounted



City / Commuter

**YRD-6A**

Alloy



City / Commuter / Children

**YRD-7CA**

Steel, auto-lock



Children / BMX / Folding

**YRA-3**

Light alloy

Fitted rear hub spindle



City / Commuter

**YRA-4J**

Alloy


Fitted to seat stay and chainstay

Adjustable: 24" - 28"



City / Commuter / MTB

**YRA-9A**



City / Commuter / MTB

**YRA-18**



City / Commuter / MTB

**YRA-36AK**



**YRA-36AKN**



Rubber pads



City / Commuter / MTB

**YRA-36AH**



**YRA-36AHN**



For bikes with disc brakes

**YRA-36AHN**

For square stays

Adjustable: 24" - 28"

Fits 24", 26", 27", 28"

For round and square tubes

Adjustable: 26" - 28"

Adjustable bracket fits various angles between seat and chain stays




Brake arm clip fits ø16, ø20, ø22 tubes



For round tubes

Extra long bracket for disc brake bikes







Kickstands | Rear-Mounted, Aluminium

		
Children	City / Commuter	City / Commuter
YRA-54L	YRA-60	YRA-60B
Alloy	Fitted to chainstay with screws	
Adjustable: 14" - 18"	Adjustable: 24" - 28", 26" - 29"	
For small-wheeled bikes	Quick adjusting mechanism	
	2 sets plastic parts for oval tube: Fits 27mm x 15mm - 21mm ; Square tube: Fits 25mm x 15mm - 21mm	

		
Road	For bikes with disc brakes 24" / 26" / 700C	For central motor type bikes Suitable for S-pedelecs City / Commuter
YRA-65E	YRA-65H	YRA-67
Full extrusion	Light alloy	Bolt-on type
Adjustable fitting arm for seat stay		Diameter: 40mm
Fits on seat and chain stay with adjustable bracket		
Adjustable: 26" - 28"	Adjustable: 24" - 28"	Adjustable: 24" - 28", 26" - 29"

Kickstands | Rear-Mounted, Steel

			
BMX / Folding / Children	City / Commuter / MTB / Road	City / Commuter / MTB	City / Commuter / MTB
YRS-10	YRS-17J	YRS-18	YRS-23
Steel		Steel tube	Steel
Fitted on hub spindle	Fitted on chainstay	Fitted to seat stay and chainstay	
Adjustable: 16" - 20"	Adjustable: 24" - 28"	Adjustable: 24", 26", 27", 28"	



Kickstands   Top Plates				
				
Y10B	Y17	Y4	Y3	Y1
	Alloy		Steel	
				
YCH-1A			YCH-1	
Alloy			Steel	



# BOTTLE CAGES & ADAPTERS



YAB-1

Light alloy



YAB-1A



YAB-3

Alloy



YAB-16



YAB-17



YAB-24C

Alloy

Fits PET, water bottles and others

PATENTED



YAB-25

Alloy plate

With laser-etched pattern

Weight: 38 grams

PATENTED



YAB-28

PATENTED



YAB-28A





Alloy composite





Adjustable 3-position bottle shifting: right, central, left side bottle removal

Plastic pads to fit various bottle sizes



Bottle Cages & Adapters

PATENTED			
			
YAB-29	YAB-31	YAB-33	YAB-12A
Alloy plate	Alloy	Alloy with composite adjustment system	Alloy
With laser-etched pattern		Fits diameter: 54mm - 74mm bottles	Fits standard beverage cans and PET bottles
Weight: 32 grams		4-point front fixing for secure bottle retention and easy removal	Allows bottles to be taken out easily
			Adjustable height, secure and quick neck fixing of PET bottles

		PATENTED 	PATENTED 
YAB-34	YSB-1	M-38	M-25
Composite	Light steel	Multi-function turning adapter	Fixes on the frame's bottle cage holes
		For 22mm - 36mm tubes	Allows re-position of bottle cage holes
Weight: 37 grams		Fits on handlebars and bike frames and seat post, turns to 24 angles	Adjustment: 45mm up / 45mm down
			Weight: 29 grams









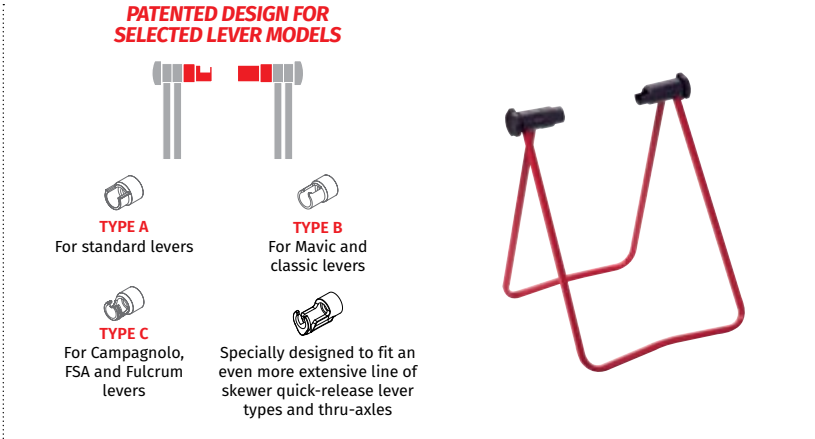


WORKSHOP, STORAGE & BICYCLE STANDS

Workshop, Storage & Bicycle Stands

Workshop, Storage & Bicycle Stands

			<div>PATENTED</div> 
WS-101A	WS-403	WS-403B	WS-403C
Bike carrier adapter with telescopic extension up to 65mm For Y-frame	Mounted on seat and chain stays Powder-coated Color: Black, white	Easy to adjust angle via hooks to fit various bikes	Maintenance stand with foldable base

<div>PATENTED</div> 			<div>PATENTED</div> 	
WS-415D	WS-416JC	WS-416JQ	WS-420	WS-501A
Parking stand Can be extended by connecting several units together	Enhanced "L" shaped steel Spring mechanism auto-slide and lock For 20" to 29" bikes	Knockdown design Spring mechanism auto-slide and lock Small package, suited for online selling Enhanced "L" shaped steel For 20" to 29" bikes	Foldable parking stand Roller with spring tension allows a smoother and easier For 20" - 29" bicycles, 23mm - 3" tires	Wheel truing stand for all wheel sizes Foldable, compact, portable and lightweight With tire fixation

	<div>PATENTED DESIGN FOR SELECTED LEVER MODELS</div> 		
WS-405	WS-406D	WS-406C	WS-412
Color: Black	Suitable for bicycles with wheel size under 29", patented design that allows easy fitting of skewer quick release levers, extra clamp length for easier derailleur adjustment	Open design allows cleaning and maintenance of the cassette when installed	Outstanding stability when installed suitable for high-traffic areas

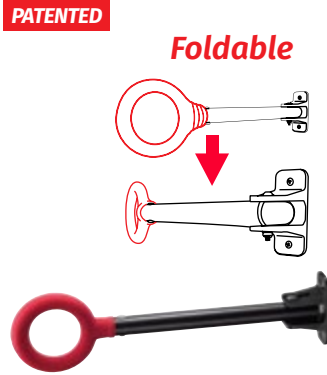
	<div>PATENTED</div> 			
WS-911A	WS-918A	M80A	M81A	YSS-4
Foldable single bicycle hook Wall-mounted	Foldable bicycle wall hanger Roller with spring tension allows a smoother, easier and more stable bike wall mounting and retrieval For 20" - 29" bicycles, 23mm - 3" tires	Front fork holder 5mm, 12mm and 15mm thru-axle	Secures the stem and handlebar to a fixed position For bicycle parking and display purposes	Safety handle for children's bikes



# Workshop, Storage & Bicycle Stands



**WS-502**  
Alloy wheel truing stand. Foldable and portable  
Fits all wheel sizes and width  
Up to 29" wheels and fat tires  
Adjustable caliper trues disc brake rotors and rims



**WS-610W**  
Wall-mounted, compact design perfect for indoor and outdoor spaces




**WS-610WA**



**WS-610A**  
Multi-park module  
Unlimited number of attachments  
Excellent stability



**WS-612**  
Speedy parking stand with knockdown design  
Heavy duty, 25 kgs max. load  
Fits up to 29" or 12" - 20" bikes  
Hanger for helmets or clothes



2022 Taipei D&I awardee



NO DRILLING REQUIRED  
Push bikes / Bikes with alloy rims

**WS-919-05-01**  
Sidekick. Rim type bike hanger for shelf stand  
Keep your rack intact, just add on  
Patented design hanger allows hanging via front wheel on shelf  
Height and angle adjustable. Fits 1" tubes

# Workshop, Storage & Bicycle Stands



**WS-919-03-01**  
Wave-shaped shelf bike hanger  
Hangs bike via the front wheel  
Best for push bikes and bikes with alloy rims



**WS-919-01-01**  
Thru axle bike hanger  
Patented design hangs bike via the front thru axle, which is the optimal solution for carbon fiber bikes and wheels





# Workshop, Storage & Bicycle Stands

PATENTED



## WS-607

Height: 1.9 meters - 3.5 meters  
Easy installation in a few minutes  
Adjustable hanger  
Load weight limit: 72 kgs or around 4 bicycles

PATENTED



## WS-607GA

Similar to the WS-607, except this is the self-standing type  
Heavy-duty base for exceptional stability



## WS-607WB

Wall-mounted  
Load weight limit: 18 kgs



## 812B CORSO

Wire control system  
Loading weight limit: 100 kgs



**Single quick-release lever**  
Allows the trainer to be set and released very quickly.



**All indoor trainers are compact and foldable**

Folded Size: 430mm x 600mm x 150mm  
The trainer can be stored vertically for a smaller footprint

**The axle bearing is set up in front of the back wheel**  
This is very close to the position of the crank, which means it prevents accidental touching during use.

















**Magnetic controlling box design**  
Covers the entire magnetic system to prevent objects from entering the system.

150mm







# INDOOR TRAINERS & ACCESSORIES







Accessories | Rear Derailleur Protectors

			
YDP-1	YDP-2	YDP-3	YDP-4
			
YDP-5C	YDP-6	YDP-7	YDP-8
			
YDP-8D	YDP-9	YDP-10A	YDP-16
			
YDP-17C	YDP-22	YDP-23	YAP-14

Accessories | Adapters, Brake Arm Clips

					
A1	A2 Ø 15 steel	A3 Ø 22	A4 Ø 16	A5 Ø 25,4	A6 Ø 20

Accessories | Basket Brackets & Supporters

				
YB-1	YB-3 Brackets for front basket. Steel, stainless or alloy	YB-4	YB-4J Adjustable	YFK0102 Basket supporters. Steel, stainless or alloy Size: 20", 24", 26", 28"



# Y U E N I

## YUEN I INDUSTRIAL CO., LTD. 元 毅 工 業 股 份 有 限 公 司

Head Office: **No. 16, Fu Kung Road, Fu Hsing Hsiang,  
Changhua, Taiwan, R.O.C. 50662**

彰化縣福興鄉福工路16號

Tel: **886 4 7697615-7 / 7692685 / 7699033**  
Fax: **886 4 7694315 / 7698571**

URL: **www.YUENI.com.tw**  
E-mail: **service@yueni.com.tw**